

## **Preparing to Process Film:**

Get out your gloves!

Sign and date your name/group name on the sign up chart

*(take note of what # you are)*

If two reels are in the tank, put down a name for each reel

Make sure you are clear on how to use the timer and thermometer

***Do not process if it is after 10 minutes into the period***

*Follow these directions carefully*

***CLEAN UP WHEN YOU ARE DONE!***

---

### **Step 1: Water Pre-Wash**

\*First, measure out **Developer** (step 2)

\*\*1 reel of film: 16oz

\*\*2 reels of film: 22oz

Take temperature of developer

**Match running water temperature to temp of developer**

Time ⌚: 30 seconds

***-Fill tank with water***

-Constant agitation (shaking), rap (hit on surface) every 10 seconds

-Dump out in sink

---

### **Step 2: Developer**

Time ⌚: depends on temperature

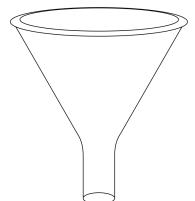
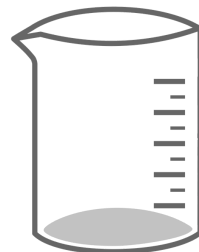
68°-69°: 6 minutes

70°-72°: 5 mins 45 seconds

73°-76°: 5 minutes 30 seconds

***-Fill tank with developer***

First Minute: Constant agitation, rap every 10 seconds



Remaining time: let sit and then SHAKE every 30 seconds for 5 seconds long

**\*\*Use funnel to pour back in bottle**

---

### **Step 3: Wash**

Time ⌚: 30 seconds

Fill tank with running water

Constant agitation (shaking), rap (hit on surface) every 10 seconds

**Dump out in sink**

---

### **Step 4: Fixer**

Time ⌚ : 5 minutes

\*Measure out **Fixer**

\*\*1 reel of film: 16oz

\*\*2 reels of film: 22oz

First Minute: Constant agitation, rap every 10 seconds

Remaining time: let sit and then SHAKE every 30 seconds for 5 seconds

**\*\*Use funnel to pour back in bottle**

---



### **Step 5: Wash**

Time ⌚: 2 minutes

Place tank in sink, keep the red lid off, let water fill and overflow.

Dump and start fresh every 30 seconds

---

### **Step 6: Perma Wash (cleaning agent)**

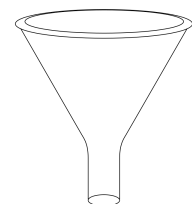
Time ⌚: 2 minutes

\*Slowly, pour chemical straight in tank until you see it

Constant agitation KEEP REELS MOVING

**\*Use funnel to pour back in bottle**

---



## **Step 7: Wash**

Time ⌚: 3-5 minutes

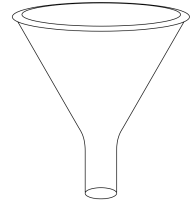
Place tank in sink, keeping the lid off. Let water fill and overflow. Dump and start fresh every 45 seconds

---

## **Step 8: Photo Flo (wetting agent)**

Time ⌚: 30 seconds

\*Slowly, pour chemical straight in tank until you see it  
Constant GENTLE agitation  
Use funnel to pour back in bottle  
\*\*IF YOU ARE #30 or higher ON THE LIST, DUMP IN SINK



YOU ARE NOT DONE YET....

Open tank in sink  
Open reel, let bubbles form a drip off  
Hang film in cabinet  
Label with your name  
Close cabinet and look at film when dry  
Clean tank and leave to dry  
*Leave the sink area better than you found it!*

---